

Product Code	Description
W2717	630W 230V Dimmer Module (Rotate On-Off)



W2717

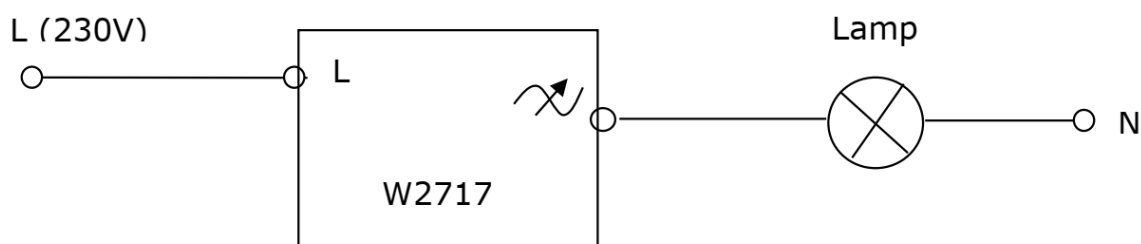


Product back view

## Technical Specification

- One Deco module size
- Input Voltage: 230VAC, 50/60Hz
- Rated Power: 40W-630W\* (Resistive Load)
- Protection: Overload, over-heat protected (with thermal fuse)
- Dimming Method:  
Leading-edge phase-cut (TRIAC)
- Recommended wire size:  
0.5mm<sup>2</sup> - 1.5mm<sup>2</sup>
- Dimensions: 40 x 23 x 40 mm (approx.) (HxWxD)
- Mounting box: >40 mm
  - R1150, flush mounting, plastic (80 x 80 x 48.4 mm) (WxHxD)
  - M1247, flush mounting, metal (79 x 73 x 47 mm) (WxHxD)
- Comply to Standards:  
IEC 60669, GB 16915

## Typical Wiring



\*Derate maximum wattage of dimmer when dimming LED lamp due to inrush current.

## Minimum Brightness Adjustment



**These steps if necessary should be carried out by a competent electrical technician as dangerous voltage present across the terminals and internal circuitry of the dimmer.**

Step #1: Prise open the top plastic catch (circled in red) on the rear housing carefully with a screwdriver.






Step #2: Similarly, prise open the bottom plastic catch on the housing, and remove the housing.















Step #3: Rotate front knob to minimum (without turning off dimmer), by slowly turning counter-clockwise (CCW).

Step #4: Adjust trimmer (circled in red) carefully to obtain minimum brightness either by turning clockwise or counter-clockwise.

Do not adjust the minimum brightness too dim, some LED lighting may not be able to light up when switch on due to low brightness setting of the dimmer.

Assemble the rear housing by pressing the cover to latch to the plastic catches on the top and bottom.

Product Code	Colour	
W2717		White
W2717-SBL		Matt Black (SBL)
W2717-ST		Charcoal Black (ST)
W2717-MSB		Matt Silver Black (MSB)
W2717-MSL		Matt Silver (MSL)
<i>For other colours, please contact T&amp;J Sales representative</i>		

Adapter plate for Deco module					
Series	Product Code				
	1 gang adapter plate		2 gang adapter plate		3 gang adapter plate
deco	W1111		W1112A		W1113 
infini	HC1231		HC1232		
HARMONY	EA1231		EA1232		
minimalist	EB1231		EB1232		
radiance	K1231-D		K1201-D		
Titanium	GC1231		GC1221		
Ultimate	G1231		G1221	